

**DITCH ENCLOSURE  
APPLICATION FOR PERMIT**

To: The Medina County Engineer  
791 W. Smith Rd., Box 825  
Medina, Ohio 44258

Date \_\_\_\_\_

Application is hereby made by (1) \_\_\_\_\_  
Mailing Address (2) \_\_\_\_\_ Phone \_\_\_\_\_  
to enclose and regrade the ditchline at the following location (3) \_\_\_\_\_

The enclosure is to be the:     right side of the drive     left side of the drive     total length of property.

<b>To Be Completed by Inspector:</b>		PP# _____
Road # _____	Road Name _____	Township _____
Drive Width _____	Enclosure on _____ side of road.	Pipe diameter _____ of _____ inch _____
_____	Flow Direction _____	Ditch Depth _____
		Replace Drive Pipe? YES <input type="checkbox"/> NO <input type="checkbox"/>
Instructions: _____		
_____		
_____		
Inspector Initials _____	Date of Pre-inspection _____	
<b>Installation Report:</b>		
Date Installed _____	Date Inspected _____	Acceptable? Yes <input type="checkbox"/> No <input type="checkbox"/>
Corrections needed: _____		
_____		
Date Corrected _____	Date of 2 <sup>nd</sup> Inspection _____	Acceptable? Yes <input type="checkbox"/> No <input type="checkbox"/>
Inspector's Initials _____	Date Permit Signed Off as Completed _____	

**Responsibility:** If this permit is granted, I/we agree to comply with all the conditions, restrictions and regulations of the Engineer's Department, Medina County Commissioners' Highway Use Manual and appropriate Township regulations. I/We also agree to notify the Engineer's Office prior to covering any pipe for the purpose of inspection by such office.

If this permit is granted, I/we hereby agree to construct that part of the enclosure within the road right-of-way at an approved profile as shown on the Medina County Highway Engineer's Enclosure Detail Sheet. I/We also agree to refrain from constructing curbs or headwalls in the shoulder area that could create hazards or hamper maintenance operations such as snow plowing.

I/We also agree that when, in the course of construction of the ditch enclosure, workmen or vehicles are required to be on the pavement or shoulder, that I/we will be sure that signs, lights, barricades, flagmen, and/or watchmen are on site as required under the Ohio Manual of Uniform Traffic Control Devices for Streets and Highways, Part 7 (Construction and Maintenance Operations).


As the party ultimately responsible for the above project, I agree to and understand that I may be charged a permit fee, a review fee, and additional inspection fees in regard to this permit application when issued. I agree that the above information is correct as submitted, and hereby authorize access to inspectors from the Medina County Engineer's Office for purposes of inspections as required.

R# \_\_\_\_\_ Date \_\_\_\_\_

\_\_\_\_\_  
Owner/Contractor/Developer

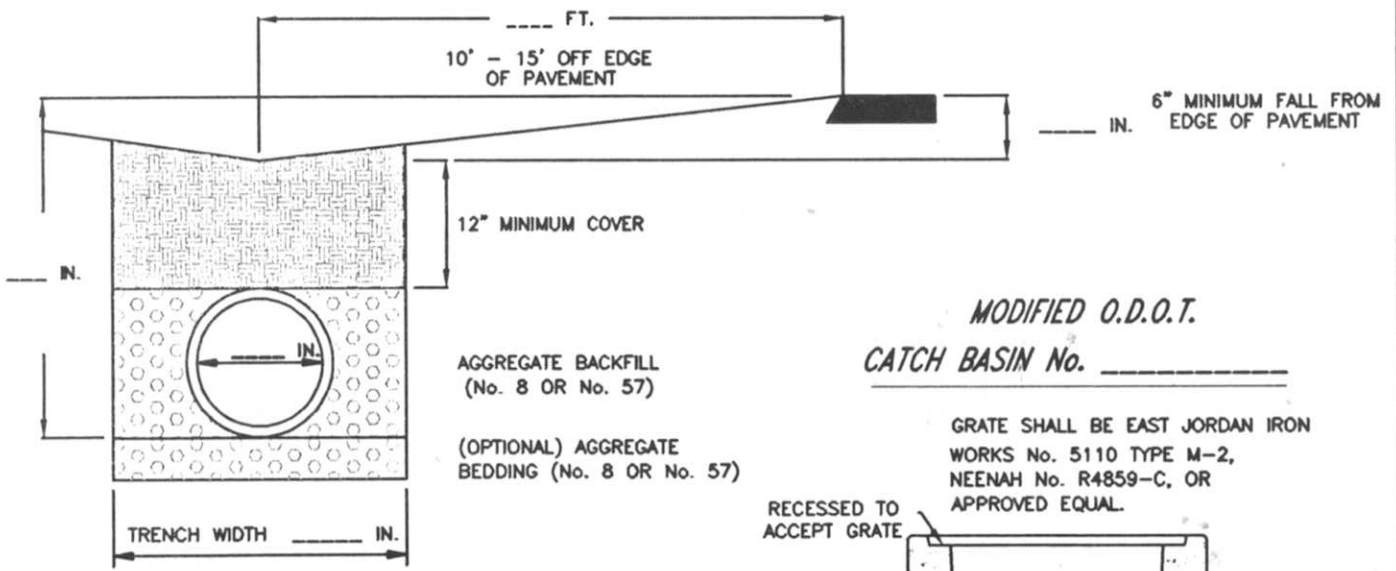
PERMIT No. \_\_\_\_\_

DATE OF PRE-INSPECTION \_\_\_\_\_



\_\_\_\_\_  
\_\_\_\_\_  
\_\_\_\_\_

**DITCH ENCLOSURE TRENCH DETAIL**

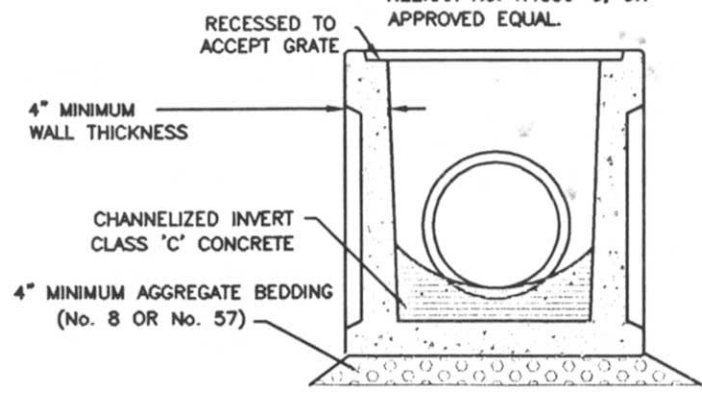


*MODIFIED O.D.O.T.*  
CATCH BASIN No. \_\_\_\_\_

GRATE SHALL BE EAST JORDAN IRON WORKS No. 5110 TYPE M-2, NEENAH No. R4859-C, OR APPROVED EQUAL.

**APPROVED CONDUIT MATERIALS**

- PERFORATED SMOOTH LINED CORRUGATED POLYETHYLENE PLASTIC PIPE. (S.L.C.P.P.)
- SCHEDULE 40 OR EQUIVALENT STRENGTH PERFORATED POLYVINYL CHLORIDE PIPE (PVC)
- STEEL WELL CASING
- CL. III, REINFORCED CONC. PIPE (RCP)
- CONTECH A-2000 CONDUIT
- OTHER MATERIALS APPROVED BY MEDINA COUNTY INSPECTOR



OFFICE OF THE  
**MEDINA COUNTY  
ENGINEER**



DE-1

STANDARD  
DRAWING

2001